



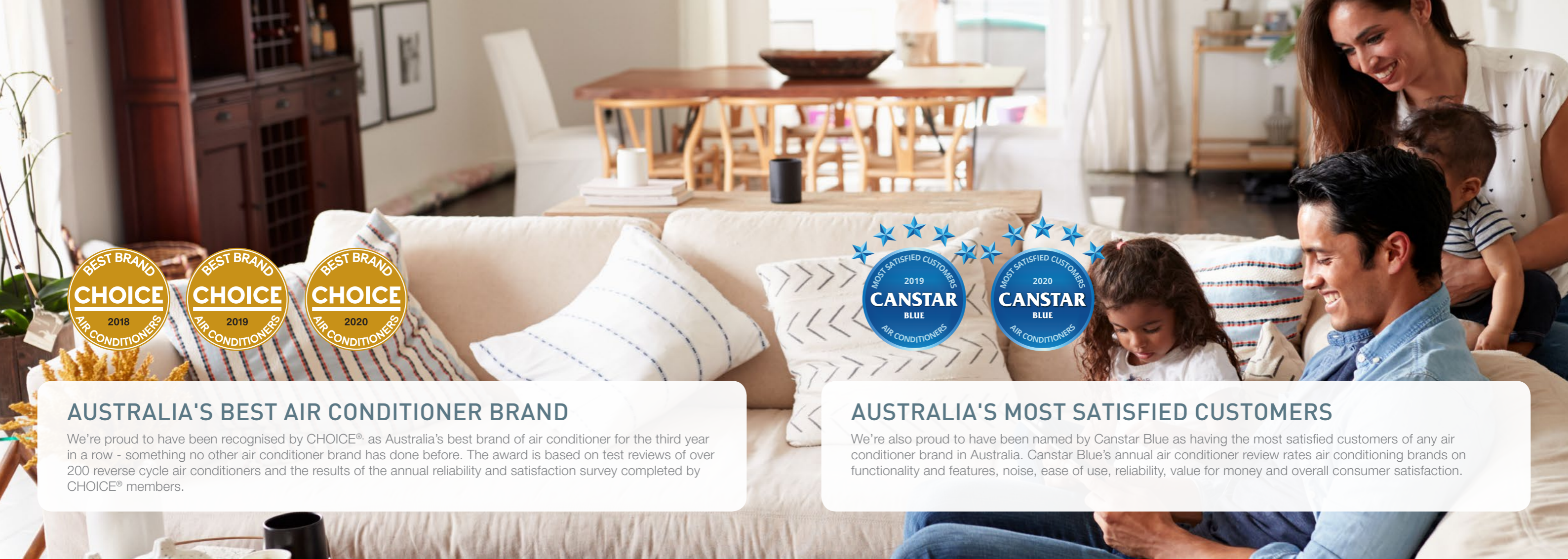
**MITSUBISHI
HEAVY INDUSTRIES**

AIR CONDITIONING



HEATING AND COOLING SOLUTIONS

SPLIT SYSTEMS



AUSTRALIA'S BEST AIR CONDITIONER BRAND

We're proud to have been recognised by CHOICE® as Australia's best brand of air conditioner for the third year in a row - something no other air conditioner brand has done before. The award is based on test reviews of over 200 reverse cycle air conditioners and the results of the annual reliability and satisfaction survey completed by CHOICE® members.

AUSTRALIA'S MOST SATISFIED CUSTOMERS

We're also proud to have been named by Canstar Blue as having the most satisfied customers of any air conditioner brand in Australia. Canstar Blue's annual air conditioner review rates air conditioning brands on functionality and features, noise, ease of use, reliability, value for money and overall consumer satisfaction.

MITSUBISHI HEAVY INDUSTRIES AIR CONDITIONERS AUSTRALIA

Mitsubishi Heavy Industries Air-Conditioners Australia (MHIAA) is one of Australia's leading suppliers of premium residential and commercial air conditioning systems. Delivering engineering excellence for over 130 years, the Mitsubishi Heavy Industries brand is instantly recognisable for quality and technological advancement. With innovation central to both the organisation and the development of air conditioning systems, Mitsubishi Heavy Industries carries a strong philosophy of engineering products that are designed to improve the lives of those who use them and, at the same time, create a sustainable future for our company and the world we live in.

BRAND AMBASSADOR TARA DENNIS

Interior designer and Television presenter Tara Dennis joins Mitsubishi Heavy Industries Air-Conditioners Australia as the brand's first ambassador to Australia and New Zealand. With extensive experience in home decoration and design, Tara represents the home renovator looking to improve the design of their homes. "As someone who has a passion for styling and renovating you want to push the boundaries and create a space that people love being in. Mitsubishi Heavy Industries Air conditioners Australia is the perfect extension of this and a brand that I am proud to be supporting"



Tara Dennis

COMMITTED TO QUALITY

Standing behind the quality of our products, is our commitment to our customers and our after sales service guarantees. Along with the rigorous quality assurance testing carried out on all Mitsubishi Heavy Industries products, comprehensive warranties provide you with peace of mind and carry our commitment to quality.

5 YEARS PARTS AND LABOUR WARRANTY

Mitsubishi Heavy Industries Air conditioners Australia focuses solely on manufacturing high performance air conditioners for the Australian market. All our systems are of the highest quality and are backed by a full 5 year parts and labour warranty.



EXCEEDING ENERGY PERFORMANCE STANDARDS

To comply with Australian standards and deliver the most efficient solutions possible to our customers, all Mitsubishi Heavy Industries Air conditioners Australia systems meet and exceed the Minimum Energy Performance Standards (MEPS).



MHIAA Split Systems

Our award winning split systems offer a quiet and highly energy efficient solution for heating and cooling individual rooms. They are comprised of an indoor unit which is installed on an interior wall or in your ceiling and an outdoor unit which is placed on an exterior wall of your home. All split systems come with a wireless remote control as standard.

Our split systems come in a variety of types (wall mounted, floor mounted and bulkhead), a range of capacities and both cool only and reverse cycle to suit any Aussie home.

All our systems have undergone strict and rigorous testing and quality control measures to ensure they are of the highest standards and will withstand the tough Australian climate.



Wall Mounted

- Highly energy efficient
- Convenient features and functions
- Available in range of capacities
- Suitable for any home



Floor Mounted

- Energy efficient
- Convenient features and functions
- Perfect for colder climates



Bulkhead

- Super quiet operation
- Discreet design
- Perfect for renovations, new builds
- Convenient features and functions

Our Technology

IMPROVED HEAT EXCHANGER

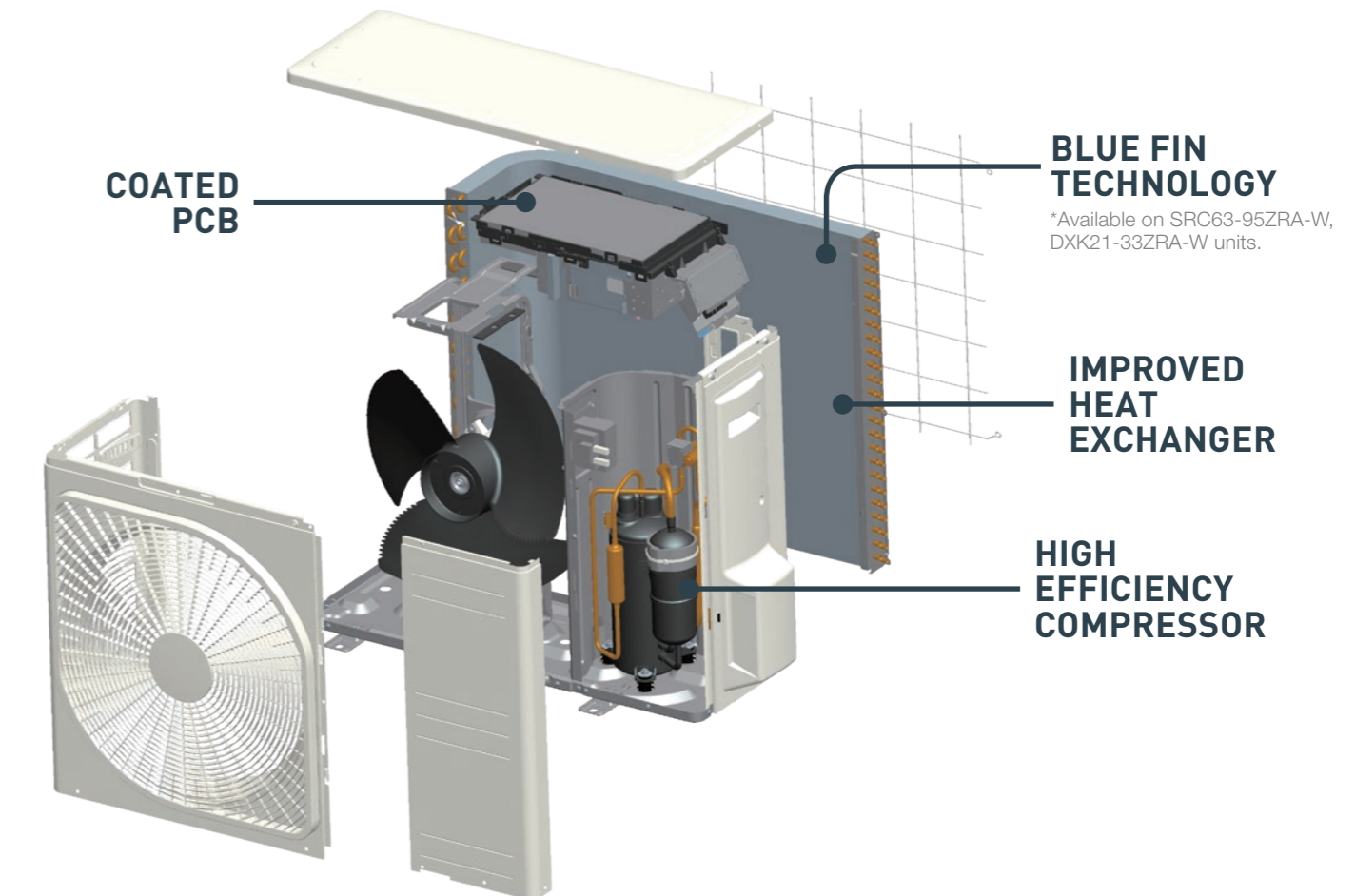
Our new and improved heat exchanger has been developed to improve refrigerant distribution and increase the systems effectiveness. The new design features a larger heat exchange area, boosting the unit's overall efficiency.

COATED PCB

To protect against humid weather a protective coating is applied to the circuit board in the outdoor unit, allowing it to withstand Australia's varying weather conditions and ensure the longevity of your system.

BLUE FIN TECHNOLOGY

Mitsubishi Heavy Industries outdoor units are coated with specially formulated layers that assist in preventing the hydrophilicity effect and assists in reducing the corrosion rate of the aluminium section from harsh Australian weather conditions.



HIGH EFFICIENCY COMPRESSOR

One of the key features that provides Mitsubishi Heavy Industries air conditioners with their powerful performance is our highly efficient compressor. Combined with a Neodymium motor that uses powerful, rare earth magnets, Mitsubishi Heavy Industries air conditioners can deliver a higher motor efficiency while producing much less operational noise.

DC PAM INVERTER

The PAM control used in Mitsubishi Heavy Industries air conditioners helps minimise the loss of electricity and boost the efficiency by allowing the unit to reach the temperature quickly before slowing down the compressor. This allows the unit to save energy while maintaining a comfortable temperature in the room.

WIDE OPERATION RANGE

With our advanced technology and high quality components, Mitsubishi Heavy Industries air conditioners can operate in ambient outdoor temperatures as low as -20°C in heating mode and as high as $+46^{\circ}\text{C}$ in cooling mode.

This permits the installation in areas where the temperature conditions can be considered extreme.

Key Features and Functions

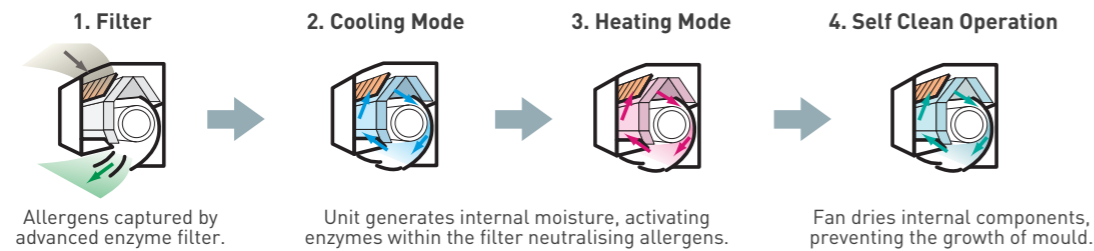
Our split systems come with a number of key convenient features and functions that are designed to ensure your comfort all year round. See page 16 for a full list of all features and functions.



CLEAN AIR TECHNOLOGY

Removes airborne allergens such as pollen and dust by capturing them in a specially formulated Allergen Clear Filter and neutralising them via the multi-stage Allergen Clear Operation.

A photocatalytic filter captures remaining particles and neutralises odour causing bacteria before the Self Cleaning Mode dries the internal anti-microbial fan and internal components, inhibiting the growth of mould and ensuring fresh air on every start-up*



HIGH POWER OPERATION

Provides 15mins of boosted power allowing you to quickly heat or cool your home before returning to normal operation. Perfect for when you first turn on the unit.



JET AIR TECHNOLOGY

Utilising CFD (Computational Fluid Dynamics), used by jet engine manufacturers, our engineers have been able to improve and optimise the design the internal fan blades, allowing our split systems to deliver the most powerful yet efficient airflow possible.



3D AUTO MODE

Activates three independent motors which deliver an effective and efficient airflow throughout the room.



LED BRIGHTNESS ADJUSTMENT

Adjust the brightness of the LED display on the indoor unit to minimise disturbance and ensure a good nights sleep.



WEEKLY TIMER

Set up to 4 timer operations a day (max 28 per week). Once set, the unit will turn on and off at the specified times of the day repeatedly

Air Conditioning Sizing Chart

A Class

Insulated roof space, walls and sub floor, full brick or brick veneer construction, average size windows with awnings, full shading south facing aspect, temperate weather conditions.

B Class

Insulated roof space, full brick or brick veneer construction, average size windows with internal shades, north facing aspect, temperate climate.

C Class

Insulated roof space, full brick or brick veneer construction, average size windows with internal shades, east facing aspect or sub tropical climate.


D Class

Little or no insulation, weatherboard, fibro or brick veneer construction, large windows, no shading from the sun westerly facing aspect.

Selection Chart for Cooling and Heating			Room Class			
Model	Capacity		A	B	C	D
			Maximum Floor Area (m ²)			
SRK17ZMP-S	1.7kW	Cooling	17	14	12	10
		Heating	20	17	15	12
Avanti PLUS® (SRK20ZSXA-W) Avanti® (SRK20ZSA-W / DXK06ZSA-W)	2.0kW	Cooling	20	16	14	12
		Heating	27	23	20	16
Avanti® Cool Only (SRK10YSA-W)	2.5kW	Cooling	25	21	18	15
Avanti PLUS® (SRK25ZSXA-W) Avanti® (SRK25ZSA-W / DXK09ZSA-W) Akari™ SRR-ZS (SRR25ZS-W) Wera™ SRF-ZS (SRF25ZS-W)	2.5kW	Cooling	25	21	18	15
		Heating	34	28	24	20
Avanti® Cool Only (SRK13YSA-W)	3.5kW	Cooling	35	29	25	21
Avanti PLUS® (SRK35ZSXA-W) Avanti® (SRK35ZSA-W / DXK12ZSA-W) Akari™ (SRR35ZS-W) Wera™ (SRF35ZS-W)	3.5kW	Cooling	35	29	25	21
		Heating	40	33	29	24
Avanti® Cool Only (SRK18YSA-W)	5.0kW	Cooling	51	43	36	30
Avanti PLUS® (SRK50ZSXA-W) Avanti® (SRK50ZSA-S / DXK18ZSA-W) Wera™ (SRF50ZSXA-W)	5.0kW	Cooling	51	43	36	30
		Heating	58	48	41	34
Avanti PLUS® (SRK60ZSXA-W)	6.0kW	Cooling	60	50	45	37
		Heating	68	57	48	39
Bronte® (SRK63ZRA-W / DXK21ZRA-W)	6.3kW	Cooling	63	54	47	38
		Heating	71	58	50	42
Bronte® Cool Only (SRK24YRA-W)	7.1kW	Cooling	71	59	51	42
Bronte® (SRK71ZRA-W / DXK24ZRA-W)	7.1kW	Cooling	71	59	51	42
		Heating	80	67	57	47
Bronte® (SRK80ZRA-W / DXK28ZRA-W)	8.0kW	Cooling	80	67	57	47
		Heating	89	73	64	52
Bronte® (SRK95ZRA-W / DXK33ZRA-W)	9.5kW	Cooling	95	78	68	57
		Heating	105	87	76	60

* This guide has been developed to assist in model selection for the majority of normal residential air conditioning situations, and as per AS/NZS 3823 performance data. MHIAA recommend a heat load survey should be conducted by a licensed air conditioning installer. For R32 systems, minimum installation area for indoor unit and other AU/NZS Standards apply. Products are to be installed by a licensed and qualified person only.

SRK-ZMP Series



See pg. 16-17 for full list of features and functions

AVANTI® Series



See pg. 16-17 for full list of features and functions

Wall Mounted 1.7kW

Designed for today's apartment living, the SRK-ZMP series combines a sleek and compact design with increased energy efficiency. Its 1.7kW capacity and compact design makes it perfect for small spaces such as spare bedrooms or home offices.

HIGH POWER OPERATION
Provides 15mins of boosted power allowing you to quickly heat or cool your home before returning to normal operation.

COMPACT SIZE
Both indoor and outdoor unit are compact in size making them versatile and perfect for rooms where space is limited.

SELF CLEAN OPERATION
Dries the indoor unit components by running the fan on ultra-low mode, preventing the growth of mould.

CLEAN AIR TECHNOLOGY
Captures and neutralises fine smoke particles, allergens, odours, bacteria and viruses while also inhibiting growth of mould within the unit.

SRK-ZMP SERIES			1.7kW	
Cooling Capacity			kW	
Heating Capacity			2.0	
Star Energy Rating (GEMS 2019)	Hot	Cooling	Stars	★(1.5)
		Heating		★★★(3)
	Average	Cooling		★(1.5)
		Heating		★★★(2.5)
	Cold	Cooling		★(1)
		Heating		★★★(2.5)

Wall Mounted 2.0kW | 2.5kW | 3.5kW | 5.0kW



Named by ProductReview as the best split system of 2021, the Avanti® split system features a sleek and stylish design and incorporates a range of convenient features and functions. Coming in both reverse cycle and cool only models, the Avanti® is best suited to small and medium spaces.

HIGH POWER OPERATION
Provides 15mins of boosted power allowing you to quickly heat or cool your home before returning to normal operation.

3D AUTO MODE
Activates three independent motors which deliver an effective and efficient airflow throughout the room.

LED BRIGHTNESS CONTROL
Adjust the brightness of the LED display on the indoor unit to minimise disturbance and ensure a good nights sleep.


CLEAN AIR TECHNOLOGY
Captures and neutralises fine smoke particles, allergens, odours bacteria and viruses while also inhibiting growth of mould within the unit.

AVANTI SERIES			2.0kW	2.5kW	2.5kW (Cool Only)	3.5kW	3.5kW (Cool Only)	5.0kW	5.0kW (Cool Only)	
Cooling Capacity			kW							
Heating Capacity			2.7							
Star Energy Rating (GEMS 2019)	Hot	Cooling	Stars	★★★★★(4.5)	★★★★★(4.5)	★★★★★(4.5)	★★★★★(4)	★★★★★(4)	★★★★★(3.5)	★★★★★(3.5)
		Heating		★★★★★(3.5)	★★★★★(3.5)	N/A	★★★★★(3.5)	N/A	★★★★★(3.5)	N/A
	Average	Cooling		★★★★★(4)	★★★★★(3.5)	★★★★★(3.5)	★★★★★(3.5)	★★★★★(3.5)	★★★★★(3)	★★★★★(3)
		Heating		★★★★★(3.5)	★★★★★(3)	N/A	★★★★★(3)	N/A	★★★★★(2.5)	N/A
	Cold	Cooling		★★★★★(4)	★★★★★(3.5)	★★★★★(3.5)	★★★★★(3.5)	★★★★★(3.5)	★★★★★(3)	★★★★★(3)
		Heating		★★★★★(3)	★★★★★(3)	N/A	★★★★★(2.5)	N/A	★★★★★(2)	N/A

OTHER CONTROL OPTIONS (SOLD SEPARATELY)




AVANTI PLUS® Series



See pg. 16-17 for full list of features and functions

BRONTE® Series



See pg. 16 -17 for full list of features and functions

Wall Mounted 2.0kW | 2.5kW | 3.5kW | 5.0kW | 6.0kW



The Avanti PLUS® is one of the quietest and most energy efficient split systems available. It incorporates an energy saving motion sensor, improved automatic mode for precise temperature control and a range of other convenient features and functions. Available in reverse cycle, the Avanti PLUS® is perfect for small to medium spaces.

MOTION SENSOR
Automatically adjusts the set temperature based on human activity detected in the room. Switches the unit off when no activity is detected to save energy.

3D AUTO MODE
Activates three independent motors which deliver an effective and efficient airflow throughout the room.

SILENT OPERATION
Set periods of time where the unit will operate with even further reduced noise levels.

CLEAN AIR TECHNOLOGY
Captures and neutralises fine smoke particles, allergens, odours, bacteria and viruses while also inhibiting growth of mould within the unit.

AVANTI PLUS SERIES			2.0kW	2.5kW	3.5kW	5.0kW	6.0kW
Cooling Capacity		kW	2.0	2.5	3.5	5.0	6.0
Heating Capacity			2.7	3.2	4.3	6.0	6.8
Star Energy Rating (GEMS 2019)	Hot	Cooling	★★★★★ (5.5)	★★★★★ (5)	★★★★★ (5)	★★★★ (4)	★★★★ (3.5)
		Heating	★★★★ (4.5)	★★★★ (4.5)	★★★★ (4)	★★★★ (3.5)	★★★★ (3.5)
	Average	Cooling	★★★★ (4.5)	★★★★ (4.5)	★★★★ (4)	★★★★ (3.5)	★★★ (3)
		Heating	★★★★ (4)	★★★★ (4)	★★★★ (3.5)	★★★ (3)	★★★ (3)
	Cold	Cooling	★★★★ (4.5)	★★★★ (4.5)	★★★★ (4.5)	★★★★ (3.5)	★★★★ (3.5)
		Heating	★★★★ (3.5)	★★★★ (3.5)	★★★ (3)	★★★ (2.5)	★★★ (2.5)

OTHER CONTROL OPTIONS (SOLD SEPARATELY)



Wall Mounted 6.3kW | 7.1kW | 8.0kW | 9.5kW

Named by ProductReview as the best split system of 2021, the Bronte® split system incorporates advanced fan blade technology to efficiently deliver an industry leading, long reach airflow of 18m*. Coming in both reverse cycle and cool only models, the Bronte® is best suited to medium to larger spaces.

HIGH POWER OPERATION
Provides 15mins of boosted power allowing you to quickly heat or cool your home before returning to normal operation.

JET AIR TECHNOLOGY
Advanced blade technology used in development of jet engines to deliver industry leading long reach airflow of 18m*

SILENT OPERATION
Set periods of time where the unit will operate with even further reduced noise levels.

CLEAN AIR TECHNOLOGY
Captures and neutralises fine smoke particles, allergens, odours, bacteria and viruses while also inhibiting growth of mould within the unit.

BRONTE SERIES			6.3kW	7.1kW	7.1kW (Cool Only)	8.0kW	9.5kW
Cooling Capacity		kW	6.3	7.1	7.1	8.0	9.5
Heating Capacity			7.1	8.0	N/A	9.0	10.3
Star Energy Rating (GEMS 2019)	Hot	Cooling	★★★★ (4)	★★★★ (3.5)	★★★★ (3.5)	★★★★ (3.5)	★★★★ (3.5)
		Heating	★★★★ (3.5)	★★★ (3)	N/A	★★★ (3)	★★★★ (3.5)
	Average	Cooling	★★★★ (3.5)	★★★★ (3.5)	★★★★ (3.5)	★★★★ (3)	★★★ (3)
		Heating	★★★ (3)	★★★ (2.5)	N/A	★★★ (2.5)	★★★ (2.5)
	Cold	Cooling	★★★★ (3.5)	★★★★ (3.5)	★★★★ (3.5)	★★★★ (3.5)	★★★★ (3.5)
		Heating	★★★ (2.5)	★★ (2)	N/A	★★ (2)	★★ (2)

*7.1kW, 8.0kW and 9.5kW models in cooling mode
Outdoor unit shown is for SRC71-95ZRA-W

OTHER CONTROL OPTIONS (SOLD SEPARATELY)




WERA™ Series

AKARI™ Series



See pg. 16-17 for full list of features and functions



See pg. 16 -17 for full list of features and functions

Floor Standing Systems 2.5kW | 3.5kW | 5.0kW

The Wera™ series of floor standing systems are the perfect solution when wall space is at a premium. The indoor unit is installed close to the floor and can be placed under a window, semi-recessed into the wall or mounted in a convenient location.

HIGH POWER OPERATION
Provides 15mins of boosted power allowing you to quickly heat or cool your home before returning to normal operation.

MEMORY LOUVRE
Set the louvre at the desired angle. The unit will automatically return the louvres to this position on every subsequent start up.

SILENT OPERATION
Set periods of time where the unit will operate with even further reduced noise levels.

SELF CLEAN OPERATION
Dries the indoor unit internal components, preventing the growth of mould.

WERA SERIES			2.5kW	3.5kW	5.0kW
Cooling Capacity		kW	2.5	3.5	5.0
Heating Capacity			3.4	4.5	6.0
Star Energy Rating (GEMS 2019)	Hot	Cooling	★★★★ (4)	★★★★ (4)	★★★★ (3.5)
		Heating	★★★ (3.5)	★★★ (3)	★★★ (3)
	Average	Cooling	★★★★ (3.5)	★★★★ (3.5)	★★★★ (3)
		Heating	★★★ (3)	★★★ (2.5)	★★★ (2.5)
	Cold	Cooling	★★★★ (3.5)	★★★★ (3.5)	★★★★ (3)
		Heating	★★★ (2.5)	★★ (2)	★★ (2)

OTHER CONTROL OPTIONS (SOLD SEPARATELY)



Bulkhead Systems 2.5kW | 3.5kW

The Akari™ series of low profile bulkhead systems are designed to sit within your ceiling space and distribute air via discreet grilles. These compact units require no ducting and are perfect for renovated spaces and applications such as apartments where space is at a premium.

HIGH POWER OPERATION
Provides 15mins of boosted power allowing you to quickly heat or cool your home before returning to normal operation.

SUPER QUIET OPERATION
The Akari series offers some of the quietest operation levels on the market achieving 24 dB(A) on low fan mode.

SILENT OPERATION
Set periods of time where the unit will operate with even further reduced noise levels.

SELF CLEAN OPERATION
Dries the indoor unit internal components, preventing the growth of mould.

AKARI SERIES			2.5kW	3.5kW
Cooling Capacity		kW	2.5	3.5
Heating Capacity			3.4	4.5
Star Energy Rating (GEMS 2019)	Hot	Cooling	★★★★ (4)	★★★★ (4)
		Heating	★★★ (3.5)	★★★ (3)
	Average	Cooling	★★★★ (3.5)	★★★★ (3.5)
		Heating	★★★ (3)	★★★ (2.5)
	Cold	Cooling	★★★★ (3.5)	★★★★ (3.5)
		Heating	★★★ (2.5)	★★ (2)

OTHER CONTROL OPTIONS (SOLD SEPARATELY)



Optional Control Solutions



RC-EXZ3A WIRED CONTROLLER

- Large, 3.8" backlit LCD touch screen with easy to navigate menu.
- Control the set temperature, operation mode and fan speed.
- Access timer and scheduling functions.
- Access additional features including Home Leave mode, Silent Mode, High Power mode plus more.
- Multi-language display (6 languages)

**Requires SC-BIKN2-E kit (sold separately) for use with wall mounted, bulkhead and floor standing systems. Not applicable to SRK-ZMP series.
***Function limitations may apply.



RC-E5 WIRED CONTROLLER

- LCD display.
- Control the set temperature, operation mode and fan speed.
- Access timer and scheduling functions.

**Requires SC-BIKN2-E kit (sold separately) for use with wall mounted, bulkhead and floor standing systems. Not applicable to SRK-ZMP series.
***Function limitations may apply.



WI-FI SOLUTION

- Control your system using your smart device (iPhone, iPad, Android) via the AC Cloud Control app or internet browser
- Control the set temperature, operation mode and fan speed remotely.
- Control your system using Voice Command via your Google or Amazon smart speaker device.
- Set up 'favourite' scenes and activate them with a single tap.
- Set your system to respond to the weather, you arriving home, calendar events + more**.
- Receive instant notifications and email updates and create usage logs**.

*Requires MH-AC-WIFI-1 Wi-Fi adaptor (sold separately) for use with split systems.
**In conjunction with IFTTT and other apps (must be downloaded separately).
Some additional functions may not be available via AC Cloud Control app.

AC Cloud Control



Compatible with



Controlling your device with AC Cloud Control app requires aforementioned Wi-Fi adaptors and working internet or Wi-Fi connection. Google Account required for use with Google devices. Features and services may change without notice. Google is a trademark of Google LLC.

Wi-Fi Solution

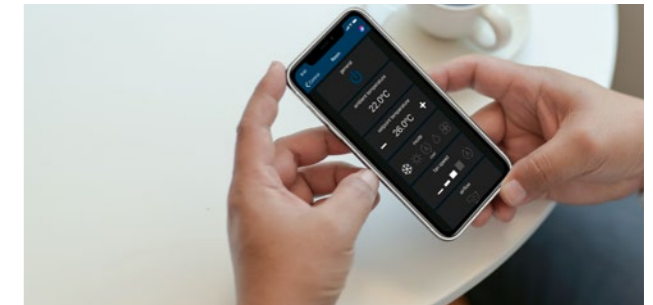
VOICE COMMAND CONTROL

Your MHI air conditioner can now be connected with any Alexa-enabled or Google Assistant voice control device. Turn your air conditioner on or off, change the operation mode or set the temperature using just your voice!



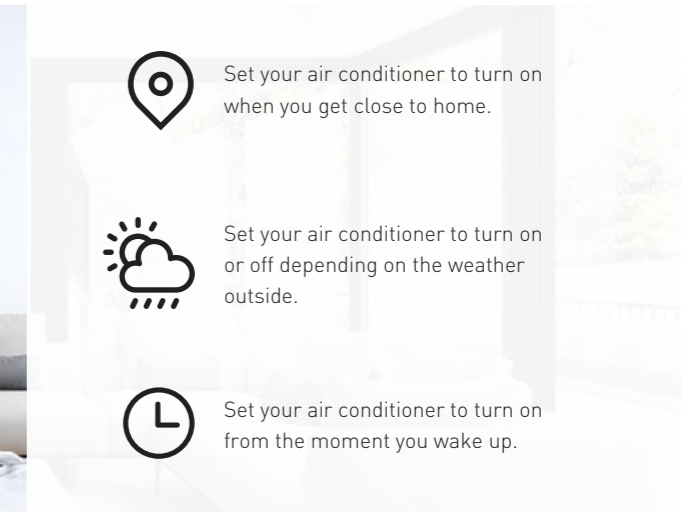
SMART DEVICE CONTROL

Turn your unit on or check the temperature while you're out and about. Can't remember if you turned your air conditioner off? Easily check and turn your unit off remotely using your smart device.



SMART HOME INTEGRATION

Tap into a universe of IFTTT (If This Then That) recipes and turn your MHI air conditioner into a smart air conditioner. IFTTT app allows to easily connect your air conditioner to 3rd party applications, services and devices including Gmail, Calendars, Weather, smartwatches plus thousands more, giving your unit advanced, smart functionality.



PRODUCT COMPATIBILITY

A compatible Wi-Fi adaptor is required to control your air conditioner via smart device or voice command technology. The Wi-Fi adaptor is sold separately and can be installed during the installation of your new MHI air conditioner or retrofitted to work with your existing MHI system. See below for product compatibility details.

MH-AC-WIFI-1 ADAPTOR	SYSTEM TYPE	COMPATIBLE PRODUCTS
	Wall Mounted	Avanti® series Avanti Plus® series Bronte® series
	Floor Standing	Wera™ series
	Bulkhead	Akari™ series

Features and Functions

	FUNCTION	DESCRIPTION	SRK-ZMP	AVANTI	AVANTI COOL ONLY	AVANTI PLUS	BRONTE	BRONTE COOL ONLY	WERA	AKARI
ENERGY SAVING	Fuzzy Auto Mode	Uses algorithms to determine the best operating mode, temperature and automatically adjusts the inverter frequency.	●	●	●	●	●	●	●	●
	Eco Operation (Avanti PLUS)	Automatically adjusts the set temperature based on the detected human activity and switches the unit off when no activity is detected.				●				
	Eco Operation	The unit operates at a slightly reduced capacity to reduce power consumption while maintaining a comfortable room temperature.	●	●	●		●	●	●	●
AIRFLOW	Jet Air Technology	Advanced fan blade technology, used in the development of jet engines, efficiently delivers a powerful yet quiet and evenly distributed airflow		●	●	●	●	●		
	High Power Operation	Provides 15mins of boosted power to quickly heat or cool your home. Perfect for when you first turn on the unit.	●	●	●	●	●	●	●	●
	3D Auto	Activates three independent motors which effectively and efficiently distributes an even airflow.		●	●	●	●	●		
	Auto Louvre Mode	Depending on whether the unit is in heating or cooling mode this will automatically set the louvre at the optimum angle for even air distribution.	●	●	●	●	●	●	●	
	Memory Louvre	Set the louvre at the desired angle. The unit will automatically return the louvres to this position on every subsequent start up.	●	●	●	●	●	●	●	
	Up/Down Louvre Swing	The horizontal louvres will automatically swing up and down for even air distribution.	●	●	●	●	●	●	●	
	Right/Left Louvre Swing	The vertical louvres will automatically swing left and right for even air distribution.		●	●	●	●	●	●	
	Air Outlet Selection	Select whether the airflow is distributed via the upper outlet, the lower outlet or both.							●	
	Positioning of Installation	Manually set the horizontal airflow direction to ensure even air distribution in situations where the indoor unit is installed in close proximity to a wall.		●	●	●	●	●		
	Allergen Clear Operation	Multi-stage operation that activates filter enzymes, neutralising captured allergens such as pollen, dust and hair.		●		●	●			
	Self-Clean Operation	Dries the indoor unit components by running the fan on ultra-low mode, preventing the growth of mould. Designed to be run regularly after use.	●	●	●	●	●	●	●	●
	CLEAN AIR	Photocatalytic Deodorizing Filter	Easy to clean filter that catches airborne particles before neutralising the odour causing molecules within them.		●	●	●	●	●	●
Allergen Filter		Captures airborne allergens such as hair, pollen and dust particles before neutralising them and any bacteria using specially formulated enzymes.		●		●	●	●	●	
Removable Cover Panel		Removable front cover allowing access for easy cleaning and maintenance.	●	●	●	●	●	●	●	

Features and Functions

	FUNCTION	DESCRIPTION	SRK-ZMP	AVANTI	AVANTI COOL ONLY	AVANTI PLUS	BRONTE	BRONTE COOL ONLY	WERA	AKARI	
COMFORT AND CONVENIENCE	Dry Operation	Reduces humidity by removing moisture from the air without affecting the indoor temperature.	●	●	●	●	●	●	●	●	
	Silent Operation	Set periods of time where the unit will operate with reduced noise levels, perfect for night time and an uninterrupted sleep.		●	●	●	●	●	●	●	
	Night Setback	Designed for the colder seasons, this function ensures the room temperature is kept at around 10°C, even while unoccupied.		●		●	●		●	●	
	Comfort Start-up	When using the ON-TIMER function, the unit will switch on slightly earlier than the SET time, to ensure the optimum temperature is reached at the ON TIME.	●	●	●	●	●	●	●	●	
	Weekly Timer	Set up to 4 timer operations a day (max 28 per week). Once set, the unit will turn on and off at the specified times of the day repeatedly.		●	●	●	●	●	●	●	
	Sleep Timer	Set a pre-determined amount of time between 30 and 240 mins that your unit will operate for before switching off.	●	●	●	●	●	●	●	●	
	On/Off Timer	Set your unit to turn on and off once, at specific times, within a 24 hour period. Unit will then turn on and off at the specified times every day.	●	●	●	●	●	●	●	●	
	Preset Operation	The desired preset operation mode can be enabled with a single touch of a button.		●	●	●					
	Child Lock	Lock the remote control to prevent little ones from changing functions and other settings. Useful for families with curious young children.		●	●	●	●	●	●	●	
	LED Brightness Adjustment	Adjust the brightness of the LED display on the indoor unit to minimise disturbance and ensure a good nights sleep.		●	●	●					
	Motion Sensor	Automatically adjusts the set temperature based on human activity detected in the room. Switches the unit off when no activity is detected to save energy.				●					
	Auto Operation	The unit will automatically select from heating, cooling or dry operation mode.	●	●	●	●	●	●	●	●	
	MAINTENANCE & PREVENTION FUNCTIONS	Microcomputer-Operated Defrosting	Automatically activated during low ambient temperatures to prevent the frosting of the outdoor heat exchanger.	●	●		●	●		●	●
		Self-Diagnostic Function	In the unlikely event of a fault the internal microcomputer automatically runs a diagnostic of the system. This enables a service agent to quickly isolate and repair any issues.	●	●	●	●	●	●	●	●
Back-up Switch		If the remote control fails, the unit can be operated via an on/off switch on the indoor unit.	●	●	●	●	●	●	●	●	
Auto Restart Function		If there is a temporary loss of power, the unit will automatically restart in the same operating mode it was in when power is restored.	●	●	●	●	●	●	●	●	

ZONED ENERGY RATING LABELS

The Australian Government, under the Greenhouse and Energy Minimum Standards (GEMS) Act, have announced that a new Zoned Energy Rating Label (ZERL) will be rolled out across Australia.

These new air conditioner labels provide more information including the difference in energy efficiency and estimated annual energy consumption of each model within these three zones.

NEW ZONED ENERGY RATING LABELS PROVIDE INFORMATION INCLUDING:

- HOW MUCH COOLING AND HEATING POWER AN AIR CONDITIONER CAN PROVIDE*
- HOW EFFICIENT AN AIR CONDITIONER IS DEPENDING ON WHERE YOU LIVE
- AN ESTIMATE OF ELECTRICITY THE AIR CONDITIONER WILL USE, DEPENDING ON WHERE YOU LIVE
- HOW MUCH NOISE THE INDOOR AND OUTDOOR UNIT PRODUCE*

*Under AS/NZS testing conditions

THIS TELLS YOU HOW MUCH COOLING POWER THE AIR CONDITIONER CAN PROVIDE

This example shows that if the temperature outside is hot (35°C) the system can provide 2.0 kilowatts (kW) of cooling.

THIS TELLS YOU HOW MUCH HEATING POWER THE AIR CONDITIONER CAN PROVIDE

This example shows that if the temperature outside is cold (7°C) the system can provide 2.7 kilowatts (kW) of heating and if the temperature outside is very cold (2°C), then the appliance can provide 3.7 kW of heating.

This is the name and model number. This example shows the 2.0kW Avanti PLUS system.

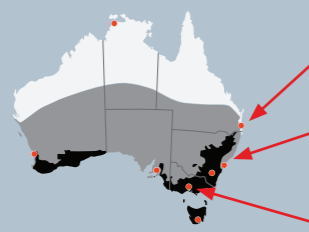
THIS TELLS YOU HOW MUCH NOISE THE AIR CONDITIONER WILL PRODUCE

The number inside the house indicates how loud the outdoor unit will be in decibels (dB(A)) if you were listening from inside your home. The number outside the house indicates how loud the outdoor unit will be standing next to it.

THIS TELLS YOU HOW EFFICIENT THE AIR CONDITIONER IS

The blue stars represent how efficient it is at cooling, the red stars represent how efficient it is at heating.

There are three bands of ratings for **Hot**, **Average** and **Cold Areas** in Australia. Use the map to see which area you live in and which band you should reference



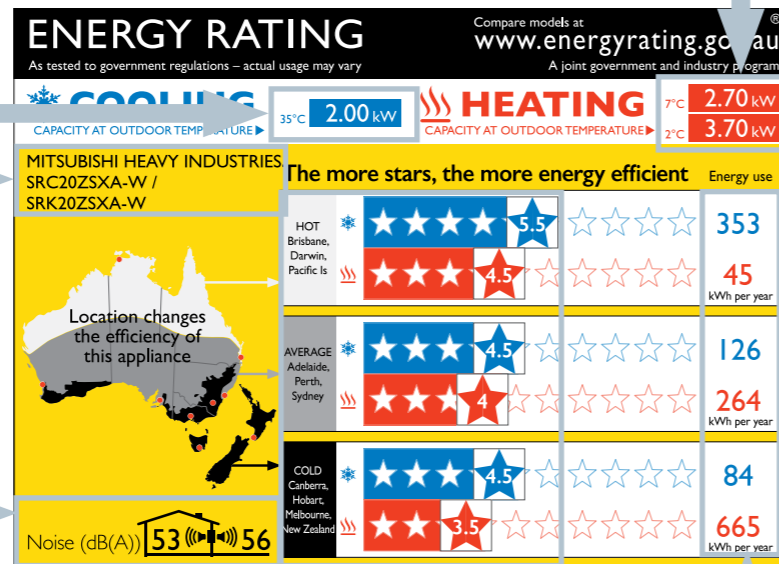
If you live in Brisbane, you are in a grey area which is **HOT**. Refer to the white **HOT** ratings.

If you live in Sydney, you are in a grey area which is **AVERAGE**. Refer to the grey **AVERAGE** ratings.

If you live in Melbourne, you are in a **COLD** region and should refer to the black **COLD** ratings.

THIS TELLS YOU HOW ELECTRICITY THE SYSTEM WILL USE EACH YEAR FOR COOLING AND HEATING

The lower the kWh used, the lower the cost to run the system. If you know your electricity tariff you can multiply it by these figures to estimate running costs.



PRODUCT SPECIFICATIONS AVANTI® SERIES

CAPACITY	2.0kW	2.5kW	2.5kW (Cool Only)	3.5kW	3.5kW (Cool Only)	5.0kW	5.0kW (Cool Only)
Indoor	SRK20ZSXA-W / DXK06ZSA-W	SRK25ZSA-W / DXK09ZSA-W	SRK10YSA-W	SRK35ZSA-W / DXK12ZSA-W	SRK13YSA-W	SRK50ZSA-W / DXK18ZSA-W	SRK18YSA-W
Outdoor	SRC20ZSA-W / DXC06ZSA-W	SRC25ZSA-W / DXC09ZSA-W	SRC10YSA-W	SRC35ZSA-W / DXK12ZSA-W	SRC13YSA-W	SRC50ZSA-W / DXK18ZSA-W	SRC18YSA-W
Power Source (Outdoor Unit)			1 Phase 240V 50Hz				
Nominal Capacity (Range)	2.0 (0.9-3.0) 2.7 (1.0-4.2)	2.5 (0.9-3.5) 3.2 (0.9-5.2)	2.5 (0.9-3.5) N/A	3.5 (0.9-4.4) 3.7 (0.9-5.4)	3.5 (0.9-4.4) N/A	5.0 (1.2-5.5) 5.8 (1.2-6.6)	5.0 (1.2-5.5) N/A
Power Consumption	0.41 (0.18-0.81) 0.56 (0.20-1.12)	0.51 (0.18-0.88) 0.65 (0.21-1.43)	0.51 (0.18-0.88) N/A	0.82 (0.18-1.27) 0.81 (0.21-1.44)	0.82 (0.18-1.27) N/A	1.39 (0.27-1.86) 1.49 (0.28-1.97)	1.39 (0.27-1.86) N/A
Maximum Power Consumption	1.65	1.65	1.65	1.65	1.65	2.68	2.68
Running Current	2.1	2.5	2.5	3.7	3.7	5.9	5.9
Inrush Current, Maximum Current	2.8, 9.0	3.2, 9.0	2.6, 9.0	3.9, 9.0	3.9, 9.0	5.0, 14.5	5.0, 14.5
EER	4.88	4.90	4.90	4.27	4.27	3.60	3.60
COP	4.82	4.92	N/A	4.57	N/A	3.89	N/A
Sound Power Level (JIS C9612)	56	58	58	62	62	61	61
Sound Pressure Level (JIS C9612)	44	45	45	50	49	49	47
Energy Label (GEMS 2019)	Hot: 5.5 stars Average: 4.5 stars Cold: 4.5 stars	Hot: 5.5 stars Average: 4.5 stars Cold: 4.5 stars	Hot: 5.5 stars Average: 4.5 stars Cold: 4.5 stars	Hot: 5.5 stars Average: 4.5 stars Cold: 4.5 stars	Hot: 5.5 stars Average: 4.5 stars Cold: 4.5 stars	Hot: 5.5 stars Average: 4.5 stars Cold: 4.5 stars	Hot: 5.5 stars Average: 4.5 stars Cold: 4.5 stars
External dimensions (HXWD)	290x870x230	290x870x230	290x870x230	290x870x230	290x870x230	290x870x230	290x870x230
Net weight	9.5	10	10	10	10	10	10
Airflow	33	36	33.5	36	33.5	43.5	43
Refrigerant (Type, Amount, Pre-charge Length)	165-127-93-83	182-140-88-78	182-140-88-78	205-152-117-78	205-152-117-78	213-175-113-93	213-175-113-93
Refrigerant Piping	190-142-108-93	237-182-110-88	(R32) 0.75	250-193-117-88	(R32) 0.75	253-198-152-113	(R32) 1.05
Installation Data	06.35	06.35	06.35	06.35	06.35	06.35	06.35
Connection Method	09.52	09.52	09.52	09.52	09.52	012.7	012.7
Standard accessories	20	20	20	20	20	25	25
Optional parts	10 (O.U. above I.U.) / 10 (O.U. below I.U.)	10 (O.U. above I.U.) / 10 (O.U. below I.U.)	Enzyme filter & Photocatalytic Washable Deodorizing Filter	Allergen Clear & Photocatalytic Washable Deodorizing Filter	Enzyme filter & Photocatalytic Washable Deodorizing Filter	Allergen Clear & Photocatalytic Washable Deodorizing Filter	Enzyme filter & Photocatalytic Washable Deodorizing Filter
Demand Response (AS4755)	Yes	Yes	Yes	Yes	Yes	Yes	Yes

* Operation data has been gathered in accordance with AS/NZS 3823 standards. For testing conditions please refer to Page 23.

AVANTI PLUS® SERIES

CAPACITY		2.0kW	2.5kW	3.5kW	5.0kW	6.0kW
Indoor		SRK20ZSXA-W	SRK25ZSXA-W	SRK35ZSXA-W	SRK50ZSXA-W	SRK60ZSXA-W
Outdoor		SRC20ZSXA-W	SRC25ZSXA-W	SRC35ZSXA-W	SRC50ZSXA-W	SRC60ZSXA-W
Power Source (Outdoor Unit)			1 Phase 240V 50Hz			
Nominal Capacity (Range)	Cooling T1	2.0 (0.9-3.4)	2.5 (0.9-3.8)	3.5 (0.9-4.5)	5.0 (1.0-6.2)	6.1 (1.0-6.9)
	Heating H1	2.7 (1.0-5.5)	3.2 (0.9-6.0)	4.3 (0.8-6.8)	6.0 (0.8-8.2)	6.8 (0.8-8.8)
	Heating H2	3.7	4.2	4.7	6.0	6.8
Power Consumption	Cooling T1	0.31 (0.18-0.76)	0.44 (0.16-0.91)	0.74 (0.16-1.27)	1.24 (0.19-1.90)	1.71 (0.19-2.50)
	Heating H1	0.47 (0.14-1.36)	0.59 (0.14-1.54)	0.90 (0.14-1.87)	1.36 (0.20-2.46)	1.65 (0.20-2.86)
Maximum Power Consumption	Cooling	1.92	1.92	1.92	2.9	2.9
	Heating	1.7	2.3	3.4	5.2	7.2
Running Current	Cooling T1	2.4	2.9	4.1	5.7	6.9
	Heating H1					
Inrush Current, Maximum Current	Cooling T1	2.5, 9.0	3.0, 9.0	4.3, 9.0	5.0, 15.0	5.0, 15.0
	Heating H1	5.74	5.42	4.78	4.41	4.12
EER	Indoor	56	57	61	63	65
	Outdoor	43	44	48	51	52
COP	Indoor	38-31-24-19	39-33-25-19	43-35-26-19	44-39-31-22	48-41-33-22
	Outdoor	43	44	48	51	52
Energy Label (GEMS 2019)	Hot	★★★★ (5.5)	★★★★ (5)	★★★★ (5)	★★★★ (4)	★★★★ (3.5)
	Average	★★★★ (4.5)	★★★★ (4.5)	★★★★ (4)	★★★★ (3.5)	★★★★ (3.5)
	Cooling	★★★★ (4.5)	★★★★ (4.5)	★★★★ (4)	★★★★ (3.5)	★★★★ (3)
	Heating	★★★★ (4)	★★★★ (4)	★★★★ (3.5)	★★★★ (3)	★★★★ (3)
External dimensions (HXWXD)	Cooling	★★★★ (4.5)	★★★★ (4.5)	★★★★ (4.5)	★★★★ (3.5)	★★★★ (3.5)
	Heating	★★★★ (3.5)	★★★★ (3.5)	★★★★ (3)	★★★★ (2.5)	★★★★ (2.5)
Indoor	Indoor	305x920x220	305x920x220	305x920x220	305x920x220	305x920x220
	Outdoor	640x800(+71)x290	640x800(+71)x290	640x800(+71)x290	640x800(+71)x290	640x800(+71)x290
Net weight	Indoor	13	13	13	13	13
	Outdoor	43	43	43	45	45
Airflow	Cooling (Indoor)	188-152-93-83	203-167-117-83	218-180-122-83	238-207-130-90	272-223-148-90
	Heating (Indoor)	203-172-120-90	213-183-130-90	232-197-143-90	288-238-183-103	297-228-182-103
Installation Data	Refrigerant (Type, Amount, Pre-charge Length)	(R32) 1.2	(R32) 1.2	(R32) 1.2	(R32) 1.3	(R32) 1.3
	Pre-Charged to Pipe	15	15	15	15	15
	Liquid line	Ø6.35	Ø6.35	Ø6.35	Ø6.35	Ø6.35
	Gas line	Ø9.52	Ø9.52	Ø9.52	Ø12.7	Ø12.7
Standard accessories	Connection Method	Flare connection				
	Maximum Pipe Length (One Way)	25	25	25	30	30
Optional parts	Max Vertical Height Diff. Between O.U. and I.U.	15 (O.U. above I.U.) / 15 (O.U. below I.U.)				
Demand Response (AS4755)		Allergen Clear & Photocatalytic Washable Deodorizing Filter				
		Yes	Yes	Yes	Yes	Yes
		Interface kit (SC-BIKN2-E) / Wi-Fi Kit				

* Operation data has been gathered in accordance with AS/NZS 3823 standards. For testing conditions please refer to Page 23.

BRONTE® SERIES

CAPACITY		6.3kW	7.1kW	7.1kW (Cool Only)	8.0kW	9.5kW
Indoor		SRK63ZRA-W / DXK21ZRA-W	SRKT1ZRA-W / DXK24ZRA-W	SRK24YRA-W	SRK80ZRA-W / DXK28ZRA-W	SRK95ZRA-W / DXK33ZRA-W
Outdoor		SRC63ZRA-W / DXC21ZRA-W	SRC71ZRA-W / DXC24ZRA-W	SRC24YRA-W	SRC80ZRA-W / DXC28ZRA-W	SRC95ZRA-W / DXC33ZRA-W
Power Source (Outdoor Unit)				1 Phase 240V 50Hz		
Nominal Capacity (Range)	Cooling T1	6.3 (1.2-7.4)	7.1 (2.3-8.3)	7.1 (2.3-8.3)	8.0 (2.3-9.5)	9.5 (2.5-10.6)
	Heating H1	7.1 (0.8-9.2)	8.0 (2.0-10.9)	N/A	9.0 (2.1-11.2)	10.3 (3.2-11.9)
	Heating H2	7.0	8.1	N/A	8.2	9.6
Power Consumption	Cooling T1	1.58 (0.2-2.5)	1.84 (0.48-2.4)	1.84 (0.48-2.4)	2.22 (0.48-3.1)	2.56 (0.5-3.2)
	Heating H1	1.60 (0.16-2.8)	2.02 (0.4-3.4)	N/A	2.40 (0.40-3.40)	2.64 (0.6-3.7)
Maximum Power Consumption	Cooling	2.90	3.65	3.65	3.65	3.80
	Heating	6.7	7.8	7.8	9.4	10.8
Running Current	Cooling T1	6.7	8.6	N/A	10.2	11.1
	Heating H1					
Inrush Current, Maximum Current	Cooling T1	6.7, 14.5	8.6, 17.0	7.8, 17.0	10.2, 17.0	11.1, 17.5
	Heating H1	3.99	3.86	3.86	3.60	3.71
EER	Cooling T1	4.44	3.96	N/A	3.75	3.90
	Heating H1	64	65	65	68	69
Sound Power Level (JIS C9612)	Indoor	44-39-35-25	43-40-36-24	43-40-36-24	46-43-38-25	48-45-40-26
	Outdoor	54	53	53	56	57
Energy Label (GEMS 2019)	Hot	★★★★ (4)	★★★★ (3.5)	★★★★ (3.5)	★★★★ (3.5)	★★★★ (3.5)
	Average	★★★★ (3.5)	★★★★ (3)	N/A	★★★★ (3)	★★★★ (3.5)
	Cooling	★★★★ (3.5)	★★★★ (3.5)	★★★★ (3.5)	★★★★ (3)	★★★★ (3)
	Heating	★★★★ (3)	★★★★ (2.5)	N/A	★★★★ (2.5)	★★★★ (2.5)
External dimensions (HXWXD)	Cooling	★★★★ (3.5)	★★★★ (3.5)	★★★★ (3.5)	★★★★ (3.5)	★★★★ (3.5)
	Heating	★★★★ (2.5)	★★★★ (2)	N/A	★★★★ (2)	★★★★ (2)
Indoor	Indoor	339x1197x262	339x1197x262	339x1197x262	339x1197x262	339x1197x262
	Outdoor	640x800(+71)x290	750x880(+88)x340	750x880(+88)x340	750x880(+88)x340	845x970(+89)x370
Net weight	Indoor	15.5	15.5	15.5	15.5	16.5
	Outdoor	45	58	58	58	70.5
Airflow	Cooling (Indoor)	342-301-262-173	342-310-270-174	342-310-270-174	383-345-300-182	408-355-293-173
	Heating (Indoor)	392-317-275-218	425-330-288-222	N/A	450-363-315-234	458-386-319-227
Installation Data	Refrigerant (Type, Amount, Pre-charge Length)	(R32) 1.25	(R32) 1.6	(R32) 1.6	(R32) 1.6	(R32) 2.0
	Pre-Charged to Pipe	15	15	15	15	15
	Liquid line	Ø6.35	Ø6.35	Ø6.35	Ø6.35	Ø9.52
	Gas line	Ø12.70	Ø15.88	Ø15.88	Ø15.88	Ø15.88
Standard accessories	Connection Method	Flare connection				
	Maximum Pipe Length (One Way)	30				
Optional parts	Max Vertical Height Diff. Between O.U. and I.U.	20 (O.U. above I.U.) / 20 (O.U. below I.U.)				
Demand Response (AS4755)		Allergen Clear & Photocatalytic Washable Deodorizing Filter				
		Yes	Yes	Yes	Yes	Yes
		Enzyme filter & Photocatalytic Washable Deodorizing Filter				
		Interface kit (SC-BIKN2-E) / Wi-Fi Kit				

* Operation data has been gathered in accordance with AS/NZS 3823 standards. For testing conditions please refer to Page 23.

PRODUCT SPECIFICATIONS

WERA™ SERIES

CAPACITY		2.5kW	3.5kW	5.0kW
Indoor		SRF25ZSA-W	SRF35ZS-W	SRF60ZSX-W
Outdoor		SRC25ZSA-W	SRC35ZSA-W	SRC50ZSXA-W
Power Source (Outdoor Unit)			1 Phase 240V 50Hz	
Nominal Capacity (Range)	Cooling T1	2.5 (0.9-3.2)	3.5 (0.9-4.1)	5.0 (1.1-5.6)
	Heating H1	3.4 (0.9-4.7)	4.5 (0.9-5.2)	6.0 (0.8-7.4)
Power Consumption	Heating H2	3.45	3.80	5.60
	Cooling T1	0.52 (0.19-0.82)	0.82 (0.18-1.33)	1.32 (0.19-1.90)
Maximum Power Consumption	Heating H1	0.74 (0.23-1.20)	1.12 (0.19-1.53)	1.58 (0.19-2.34)
	Cooling T1	1.65	1.65	2.90
Running Current	Cooling T1	2.5	3.7	5.6
	Heating H1	3.4	4.9	6.6
Inrush Current, Maximum Current	Cooling T1	3.6, 9.0	5.0, 9.0	5.0, 15.0
	Heating H1	5.00	4.27	3.79
COP	Heating H1	4.59	4.02	3.80
	Outdoor	60	63	63
Sound Power Level (JIS C9612)	Indoor	37-32-29-26	40-35-33-29	46-38-33-28
	Outdoor	46	50	51
Energy Label (GEMS 2019)	Hot	★★★★(4)	★★★★(4)	★★★★(3.5)
	Heating	★★★(3.5)	★★★(3)	★★★(3)
	Cooling	★★★★(3.5)	★★★★(3.5)	★★★★(3)
	Average	★★★(3)	★★★★(2.5)	★★★★(2.5)
	Cold	★★★★(3.5)	★★★★(3.5)	★★★★(3)
External dimensions (HXWXD)	Indoor	★★★(2.5)	★★(2)	★★(2)
	Outdoor	600x860x238	600x860x238	600x860x238
Net weight	Indoor	540x780(+62)x290	540x780(+62)x290	640x800(+71)x290
	Outdoor	18	19	19
Airflow	Outdoor	34.5	34.5	45
	Cooling (Indoor)	150-126-111-96	153-130-121-106	192-160-123-110
Refrigerant (Type, Amount, Pre-charge Length)	Heating (Indoor)	175-136-128-110	178-138-135-123	200-167-157-127
	Quantity	(R32) 0.78	(R32) 0.78	(R32) 1.30
Refrigerant Piping	Pre-Charged to	15	15	15
	Liquid line	Ø6.35	Ø6.35	Ø6.35
Connection Method	Gas line	Ø9.52	Ø9.52	Ø12.7
	Flare connection		Flare connection	
Standard accessories	Maximum Pipe Length (One Way)	20	20	30
	Max Vertical Height Diff. Between O.U. and I.U.	10 (O.U. above I.U.) / 10 (O.U. below I.U.)	10 (O.U. above I.U.) / 10 (O.U. below I.U.)	20 (O.U. above I.U.) / 20 (O.U. below I.U.)
Optional parts	Allergen Clear & Photocatalytic Washable Deodorizing Filter	Interface kit (SC-BIKN2-E) / WI-FI Kit		
Demand Response (AS4755)		Yes	Yes	Yes

* Operation data has been gathered in accordance with AS/NZS 3823 standards. For testing conditions please refer to Page 23.

PRODUCT SPECIFICATIONS

SRK-ZMP SERIES

AKARI™ SERIES

CAPACITY		1.7kW	1.7kW	1.7kW
Indoor		SRK17ZMP-S	SRK17ZMP-S	SRK17ZMP-S
Outdoor		SRC17ZMP-S	SRC17ZMP-S	SRC17ZMP-S
Power Source (Outdoor Unit)		1 Phase 240V 50Hz	1 Phase 240V 50Hz	1 Phase 240V 50Hz
Nominal Capacity (Range)	Cooling T1	1.7 (0.9-2.7)	1.7 (0.9-2.7)	1.7 (0.9-2.7)
	Heating H1	2.0 (0.8-3.8)	2.0 (0.8-3.8)	2.0 (0.8-3.8)
Power Consumption	Heating H2	3.1	3.1	3.1
	Cooling T1	0.42 (0.25-0.94)	0.42 (0.25-0.94)	0.42 (0.25-0.94)
Maximum Power Consumption	Heating H1	0.47 (0.20-1.41)	0.47 (0.20-1.41)	0.47 (0.20-1.41)
	Cooling T1	1.43	1.43	1.43
Running Current	Cooling T1	2.2	2.2	2.2
	Heating H1	2.5	2.5	2.5
Inrush Current, Maximum Current	Cooling T1	2.5, 9.0	2.5, 9.0	2.5, 9.0
	Heating H1	4.05	4.05	4.05
COP	Heating H1	4.30	4.30	4.30
	Outdoor	54	54	54
Sound Power Level (JIS C9612)	Indoor	45-34-23	45-34-23	45-34-23
	Outdoor	42	42	42
Energy Label (GEMS 2019)	Hot	★★(1.5)	★★(1.5)	★★(1.5)
	Average	★★★(3)	★★★(3)	★★★(3)
	Cooling	★★(1.5)	★★(1.5)	★★(1.5)
	Heating	★★★(2.5)	★★★(2.5)	★★★(2.5)
	Cold	★★(1)	★★(1)	★★(1)
External Dimensions (HXWXD)	Indoor	★★★(2.5)	★★★(2.5)	★★★(2.5)
	Outdoor	262x769x210	262x769x210	262x769x210
Net weight	Indoor	540x645x275	540x645x275	540x645x275
	Outdoor	6.9	6.9	6.9
Airflow	Outdoor	25	25	25
	Cooling (Indoor)	168-122-70	168-122-70	168-122-70
Refrigerant (Type, Amount, Pre-charge Length)	Heating (Indoor)	158-122-87	158-122-87	158-122-87
	Quantity	(R410A) 0.655	(R410A) 0.655	(R410A) 0.655
Refrigerant Piping	Pre-Charged to Pipe	10	10	10
	Liquid line	Ø6.35	Ø6.35	Ø6.35
Connection Method	Gas line	Ø9.52	Ø9.52	Ø9.52
	Flare connection		Flare connection	
Standard accessories	Maximum Pipe Length (One Way)	15	15	15
	Max Vertical Height Diff. Between O.U. and I.U.	10 (O.U. above I.U.) / 10 (O.U. below I.U.)	10 (O.U. above I.U.) / 10 (O.U. below I.U.)	10 (O.U. above I.U.) / 10 (O.U. below I.U.)
Optional parts	Allergen Clear & Photocatalytic Washable Deodorizing Filter			
Demand Response (AS4755)		No	No	No

Operation	Indoor Air Temperature		Outdoor Air Temperature	
	DB	WB	DB	WB
Cooling	27°C	19°C	35°C	24°C
Heating	20°C	-	7°C	6°C

Standards
AS/NZ 3823.2

(1) The data is measured at the conditions mentioned in the table to the left.
(2) The air conditioner is manufactured and tested in conformity with the AS/NZS.
(3) Sound level indicates the value in an anechoic chamber. During operation these values are somewhat higher due to ambient conditions.
(4) Select the breaker size according to applicable national standard.
(5) The operation data indicates when the air-conditioner is operated at 240V 50Hz.

CAPACITY		2.5kW	3.5kW	3.5kW
Indoor		SRR25ZS-W	SRR35ZS-W	SRR35ZS-W
Outdoor		SRC25ZSA-W	SRC35ZSA-W	SRC35ZSA-W
Power Source (Outdoor Unit)		1 Phase 240V 50Hz	1 Phase 240V 50Hz	1 Phase 240V 50Hz
Nominal Capacity (Range)	Cooling T1	2.5 (0.9-3.4)	2.5 (0.9-3.4)	3.5 (0.9-4.1)
	Heating H1	3.4 (0.9-4.8)	3.4 (0.9-4.8)	4.2 (1.0-5.2)
Power Consumption	Heating H2	3.55	3.55	4.1
	Cooling T1	0.56 (0.20-0.90)	0.56 (0.20-0.90)	0.93 (0.19-1.26)
Maximum Power Consumption	Heating H1	0.75 (0.20-1.42)	0.75 (0.20-1.42)	1.01 (0.20-1.45)
	Cooling T1	1.65	1.65	1.65
Running Current	Cooling T1	2.7	2.7	4.2
	Heating H1	3.5	3.5	4.5
Inrush Current, Maximum Current	Cooling T1	3.5, 9.0	3.5, 9.0	4.5, 9.0
	Heating H1	4.46	4.46	4.16
COP	Heating H1	4.53	4.53	3.04
	Outdoor	60	60	62
Sound Power Level (JIS C9612)	Indoor	37-33-30-24	37-33-30-24	38-34-31-25
	Outdoor	47	47	50
Energy Label (GEMS 2019)	Hot	★★★★(3.5)	★★★★(3.5)	★★★★(3.5)
	Average	★★★(3)	★★★(3)	★★★(3)
	Cooling	★★★★(3)	★★★★(3)	★★★★(3)
	Heating	★★★(2.5)	★★★(2.5)	★★★(2.5)
	Cold	★★★★(3)	★★★★(3)	★★★★(3)
External dimensions (HXWXD)	Indoor	★★★(2.5)	★★★(2.5)	★★★(2.5)
	Outdoor	200x750(+120)x500	200x750(+120)x500	200x750(+120)x500
Net weight	Indoor	540x780(+62)x290	540x780(+62)x290	540x780(+62)x290
	Outdoor	20.5	20.5	20.5
Airflow	Outdoor	34.5	34.5	34.5
	Cooling (Indoor)	P-Hi:168 Hi:133 Me:108 Lo:75	P-Hi:167 Hi:142 Me:117 Lo:83	P-Hi:167 Hi:142 Me:117 Lo:83
Refrigerant (Type, Amount, Pre-charge Length)	Heating (Indoor)	P-Hi:167 Hi:150 Me:133 Lo:100	P-Hi:175 Hi:168 Me:142 Lo:108	P-Hi:175 Hi:168 Me:142 Lo:108
	Quantity	(R32) 0.78	(R32) 0.78	(R32) 0.78
Refrigerant Piping	Pre-Charged to Pipe	15	15	15
	Liquid line	Ø6.35	Ø6.35	Ø6.35
Connection Method	Gas line	Ø9.52	Ø9.52	Ø9.52
	Flare connection		Flare connection	
Standard accessories	Maximum Pipe Length (One Way)	20	20	20
	Max Vertical Height Diff. Between O.U. and I.U.	10 (O.U. above I.U.) / 10 (O.U. below I.U.)	10 (O.U. above I.U.) / 10 (O.U. below I.U.)	10 (O.U. above I.U.) / 10 (O.U. below I.U.)
Optional parts	Interface kit (SC-BIKN2-E) / WI-FI Kit			
Demand Response (AS4755)		Yes	Yes	Yes

SUPERIOR TECHNOLOGY THAT **OUTLASTS AND OUTPERFORMS**

mhiaa.com.au

ABN 92 133 980 275

Australia:

Phone: **1300 138 007**

NSW & Head Office

Block E, 391 Park Road, Regents Park NSW 2143

Victoria

2/15 Howleys Road, Notting Hill VIC 3168

Brisbane

5/26 Flinders Parade, North Lakes QLD 4509

Townsville

1/37 Ross River Road, Mysterton QLD 4812

Western Australia

1/15-17 Capital Road, Malaga WA 6090

mhiheatpumps.co.nz

G.S.T. 105-673-620

New Zealand:

Phone: **0800 138 007**

Auckland

698A Great South Road, Penrose, 1061

Mitsubishi Heavy Industries Air conditioners Australia, Pty. Ltd.

MOVE THE WORLD FORWARD  **RD MITSUBISHI
HEAVY
INDUSTRIES
GROUP**